ASBESTOS/LEAD-IN-PAINT/RADON SURVEY REPORT

Main Vehicle Maintenance Facility
60 West Oliver Street
Baltimore, Maryland 21234-9998

ASBESTOS/LEAD-IN-PAINT/RADON SURVEY REPORT

PREPARED FOR:

United States Postal Service
Baltimore District
900 E. Fayette Street
Baltimore, MD 21233-9126

REPORT PREPARED AND SUBMITTED BY:
Apex Environmental, Inc.
15850 Crabbs Branch Way
Rockville, MD 20855

DATE(S) OF INSPECTION:

June 3 and 4, 1996

UNITED STATES POSTAL SERVICE
ASBESTOS SURVEY

SURVEY CONTRIBUTORS / CONTRACT INFORMATION

USER AGENCY:	THE UNITED STATES POSTAL SERVICE
FACILITY NAME:	MAIN VEHICLE MAINTENANCE FACILITY
FINANCE/SUB #:	MAIN VMF
FACILITY ADDRESS:	60 WEST OLIVER STREET
	BALTIMORE, MD 21201-9998
FACILITY TELEPHONE #:	(410) 625-8931
USPS SITE CONTACT:	LEONARD PETERS
DATE OF SURVEY:	06/03/1996
CONSULTING FIRM NAME:	APEX ENVIRONMENTAL, INC.
CONSULTING FIRM ADDRESS:	15850 CRABBS BRANCH WAY SUITE 200 ROCKVILLE, MD 20855-
CONSULTING FIRM PHONE #:	(301) 417-0200
CONTRACT NUMBER:	232098-J-0033
PROJECT NUMBER:	X10910
WORK ORDER NUMBER:	5.00
LABORATORY ADDRESS:	SCIENTIFIC LABORATORIES, INC. 42 WEST 24TH STREET NEW YORK, NY 10010-
LABORATORY PHONE #:	(212)741-2053

The following Asbestos Survey Report was compiled and written by:

Inspector's Signature: _____

RAFAEL LOPEZ

EPA Accredited Building Inspector

State Accreditation No.: **23723**

This Asbestos Survey was reviewed by: Matthew R. Van Patten, PE

Reviewer's Signature: _____

EXECUTIVE SUMMARY

Apex Environmental, Inc. (Apex) was retained by the U.S. Postal Service (USPS) to perform inspection services at the main Vehicle Maintenance Facility (VMF) located at 60 West Oliver Street, Baltimore, Maryland. The facility was inspected for the presence of asbestos, lead-based paint (LBP), and radon on June 3 and 4, 1996.

ASBESTOS

All accessible areas of the main VMF were inspected for suspect asbestos-containing building materials (ACBMs). A total of 27 bulk samples were collected of suspect ACBMs. Analytical results confirmed that asbestos is not present in any of the identified suspect materials observed. However, assumed asbestos-containing pipe insulation was observed outside the building above the gas pumps. This aircell-insulated pipe was approximately 100 feet long leading from the main building to the gas pumps then bending to the right. No samples could be taken due to the unreachable height. In addition, asbestos was assumed, not confirmed, to be present in identified fire doors within the building. These doors were identified by the fire rating plates located on the respective door jambs, see Asbestos Section C, Homogeneous Materials Summary by Functional Floor and Area Location). No areas of the building were found to have ACBMs causing high or imminent exposure potential.

LEAD

Apex conducted a lead paint inspection at the main VMF using an X-ray fluorescence (XRF) direct-reading analyzer. A total of 90 readings were taken of suspect LBP surfaces. In addition, a total of six calibration readings were collected during the inspection. Results indicated that a total of four different types of painted surfaces tested contain LBP. The lead paint section of this report provides the specific locations and results of all analyses conducted.

RADON

Apex did not conduct any monitoring for radon at the main VMF as all occupiable construction was above grade.

TABLE OF CONTENTS

SURVEY CONTRIBUTORS/CONTRACT INFORMATION

EXECUTIVE SUMMARY

INTRODUCTION

BUILDING INFORMATION

PURPOSE AND SCOPE OF WORK

REPORT LAYOUT

PART I. ASBESTOS INSPECTION REPORT

INTRODUCTION
- Asbestos Bulk Sampling Methodology

SECTION A
- The Building Information Report
- The Functional Area Summary

SECTION B
- Suspect Materials
- General Categories of Functional Areas Inspected

SECTION C
- Functional Area Summary
- Inspector's Homogeneous Area Assessment Decision Tree
- Homogeneous Material Summary by Functional Floor And Area Locations
- Homogeneous Materials List

SECTION D
- Bulk Sample Summary Table
- Bulk Sample Laboratory Analysis Forms
- Bulk Sample Chain-of-Custody Forms

SECTION E
- Photographs of Homogeneous Sampling Areas

SECTION F
- Cost Estimates

SECTION G
- Laboratory and Personnel Certificates of Accreditation

TABLE OF CONTENTS (contd.)

PART II. LEAD-BASED PAINT INSPECTION REPORT

INTRODUCTION

Standard XRF Sampling Methodology

SECTION A
Detailed Report

SECTION B
Summary Report

SECTION C
Personnel and Equipment Certifications

PART III. FACILITY DRAWINGS

INTRODUCTION

This report has been compiled and assembled by Mr. Osman Sharif, an accredited Asbestos Hazard Emergency Response Act/Asbestos School Hazard Abatement Reauthorization Act (AHERA/ASHARA) Building Inspector/ Management Planner, on behalf of the USPS. This report has been developed pursuant to the asbestos, lead-in-paint, and radon survey at the main VMF located at 60 West Oliver Street in Baltimore, Maryland 21234-9998.

BUILDING INFORMATION

The main VMF is located at 60 West Oliver Street in Baltimore, Maryland. The building has approximately 46,982 square feet of occupiable space. The building was built in 1967 and has a concrete slab foundation and concrete structure. The exterior is concrete block and concrete. The roof is built up on a metal deck. The heating, ventilation, and air conditioning (HVAC) system is gas-fired forced air.

PURPOSE AND SCOPE OF WORK

The purpose of the inspection was to document the existence of ACBMs, LBP, and radon within the main VMF. All accessible interior and exterior areas were inspected and sampled for the presence of asbestos in accordance with USPS and U. S. Environmental Protection Agency (EPA) standards. The location, quantity, and condition of all ACBMs located within the building is recorded in this report and also contained in the USPS Asbestos Tracking Survey (ver. 5) database. All painted interior surfaces were tested for LBP using a direct-reading XRF analyzer. This report contains the results of all XRF readings and the location of all LBP surfaces. Since all occupiable construction was above grade, Apex did not conduct any radon testing.

REPORT LAYOUT

This report is divided into two sections: asbestos and lead. Each section contains all applicable information and data tables regarding that portion of the inspection. The report is structured to follow the standard USPS report format as provided to Apex.

Asbestos data has been entered into the USPS Asbestos Tracking System (ver. 5) software which was provided to Apex. The database uses Microsoft Access to record the locations, quantities, samples, and risk assessments of ACBMs within a facility.

LBP data was collected using a RMD model LPA-1 XRF analyzer and recorded using software supplied with the XRF. The locations and results are provided for all readings collected within the building.

The facility floor plans are provided in 11- x 17-inch format in Part III of this report. Full size (30- x 42-inch) color plots are also provided with the master report maintained by the District Environmental Compliance Coordinator. All asbestos data is shown on the drawings including sample locations, and locations and quantities of all known or assumed ACBMs.

PART I

ASBESTOS INSPECTION REPORT

PART I. ASBESTOS INSPECTION REPORT

INTRODUCTION

An inspection of the main VMF located at 60 West Oliver Street, Baltimore, Maryland, was conducted to identify friable and nonfriable known or suspected ACBMs. The inspection was conducted by Messrs. Rafael Lopez and Richard Miller, accredited AHERA/ASHARA Building Inspectors/Management Planners, on June 3 and 4 1996.

Asbestos data was entered into the USPS Asbestos Tracking Survey (ver. 5) database which is provided on 3.5-inch diskette with this report. All forms and tables that are contained in the report were generated directly from this software with the exception of the homogeneous materials (Section C) and the laboratory results forms.

Each bulk sample collected from this facility was analyzed at Scientific Laboratories, Inc. (SciLab), located in New York, New York. The laboratory is equipped to analyze bulk samples using polarized light microscopy (PLM), as well as air samples using phase contrast microscopy (PCM) and transmission electron microscopy (TEM). SciLab is accredited by both the American Industrial Hygiene Association (AIHA) and the National Institute of Standards and Technology (NIST) National Voluntary Laboratory Accreditation Program (NVLAP).

PART I. ASBESTOS INSPECTION REPORT

Asbestos Bulk Sampling Methodology

Asbestos bulk samples were analyzed using the EPA's AHERA protocol as follows.

1. Sampling locations were chosen in a randomly distributed manner.
2. Non-essential personnel were restricted from the area where sampling was being performed.
3. When appropriate, members of the field team wore respirators, gloves, and disposable coveralls while sampling.
4. Ceiling tiles were slowly moved in a horizontal position.
5. The sample area was misted (not saturated) with amended water from a spray bottle during sampling to minimize fiber release.
6. The suspected ACBM was sampled using a knife, forceps, vial, or corer down to the structural member. The tool that minimized the disturbance to the sample material, was least likely to cause fiber release, and was most efficient for sampling the particular material was used.
7. All layers of ACBM were sampled, with sample integrity maintained.
8. The sample size was approximately 2 cm^2.
9. Wherever possible, samples were collected from damaged areas to minimize fiber release.
10. Each sample was placed into a clear plastic container, the outside wet wiped, and the container sealed and labeled with a unique sample number. This number, along with other pertinent information, was recorded on the Bulk Sample Chain of Custody form.
11. The sample site was sprayed with encapsulant and any holes created by sampling were filled with an insulating material.
12. A pre-printed sample number label was placed over the sample site to identify the sample location. For aesthetic reasons, sample number labels were removed from areas that are normally occupied by building personnel after the photograph was taken.
13. The sampling tool was cleaned with a damp disposable towel. The sample area was wet-wiped of any fallen debris. Disposable clothing was removed slowly and turned inside out while being removed. All potentially contaminated rags, debris, suits, and/or other disposable material was placed into 6-mil plastic bags with asbestos warning labels. The waste bags were returned to the contractor's project manager for proper disposal.
14. Respirators were wet-wiped clean and placed in their proper storage containers.
15. The area was returned to its original condition (e.g., ceiling tiles replaced, lights off, floor clean, furniture replaced).

PART I. ASBESTOS INSPECTION REPORT

SECTION A

This section consists of two reports: the Building Information Report and the Functional Area Summary. The Building Information Report contains information regarding the building being inspected. This includes client number and name, project identification, building identification and name, building address, contact name and telephone number, inspection dates, survey team member's names and certification numbers, description of areas surveyed, square footage, structural type, and HVAC type. The Functional Area Summary lists the floor, location, number, and description of all functional locations that contained ACBMs in this survey. These reports are computer-generated from the USPS Asbestos Survey Tracking System.

A.2. BUILDING INFORMATION

FACILITY ID:	**MAIN VMF**
CLIENT:	**UNITED STATES POSTAL SERVICE**
USPS CONTRACT WORK:	**APEX ENVIRONMENTAL, INC. , 232098-J-0033**
WORK ORDER #:	**5.00**
FACILITY NAME:	**MAIN VEHICLE MAINTENANCE FACILITY**
ADDRESS:	**60 WEST OLIVER STREET**
	BALTIMORE, MD 21201-9998
TELEPHONE:	**(410) 625-8931**
CONTACT NAME:	**LEONARD PETERS**
DATE OF INSPECTION:	**06/03/1996**
INSPECTORS:	**RAFAEL LOPEZ**

DATE(S) OF CONSTRUCTION:	**1967**	SQUARE FOOTAGE	**46,982**
PORTION OF BUILDING INSPECTED (PERCENTAGE):	**100%**	No. of Floors:	**1**
		PerCent Used by USPS	**100%**
BUILDING CONSTRUCTION:	**BRICK AND CEMENT**		
HVAC SYSTEM:	**FORCED AIR**		
HOURS OF OPERATION:			

A.3. FUNCTIONAL AREA SUMMARY

Floor:	Room:	Desc of Functional Area:	Comments:
1ST	BR	BOILER/CHILLER ROOMS	BOILER ROOM
1ST	CMO	OFFICES/COMP. ROOMS	CHIEF MECHANIC'S OFFICE
1ST	CORR	HALLWAYS	CORRIDOR COMING FROM OUTSIDE BUILDING TO GENERAL OFFICE AND CONFERENCE ROOM
1ST	CORR	HALLWAYS	CORRIDOR OFF OF REPAIR AREA AND DRIVER TRAINING ROOM
1ST	COSO	OFFICES/COMP. ROOMS	CHIEF OF SUPPLIES OFFICE FROM STOCK ROOM
1ST	COSO	OFFICES/COMP. ROOMS	CHIEF OF SUPPLIES OFFICE FROM REPAIR AREA
1ST	DO	OFFICES/COMP. ROOMS	DISPATCHER'S OFFICE
1ST	LR	LOCKER ROOMS	LOCKER ROOM AND SWING ROOM FROM REPAIR AREA
OUT	OUT	GARAGES-PARKING AREAS	ABOVE THE GAS PUMPS
1ST	REST	RESTROOMS	RESTROOM NEXT TO CHIEF MECHANIC'S OFFICE

PART I. ASBESTOS INSPECTION REPORT

SECTION B

This section consist of two reports: the Suspect Materials and the General Categories of Functional Areas Inspected. The Suspect Materials list contains possible suspect ACBMs that may be found within a facility. The General Categories of Functional Areas Inspected report contains different types of functional areas typically located within a building. These reports are computer-generated from the USPS Asbestos Survey Tracking System.

B.3. REPRESENTATIVE LIST OF MATERIALS LIKELY TO CONTAIN ASBESTOS

T.S.I.

T1 Gasket Materials
T2 Pipe Joint Insulation
T3 Straight Pipe Insulation
T4 HVAC Connector Material (adjoining air ducts)
T5 Tank Insulation
T6 Boiler Insulation
T7 Boiler Breaching / Ductwork / Firebrick
T8 Duct Insulation
T9 Patching Material

SURFACING MATERIALS (SPRAY-ON)

S1 Ceilings and Beams
S2 Spray-on Fireproofing

MISCELLANEOUS MATERIALS

M1 Roofing Materials (only sample without damage to the roofing material)
M2 Exterior Siding Material
M3 Wallboard / Taping Material
M4 Transite (cooling tower on roof, soffits, pipes, etc.)
M5 Linoleum (seamless floor covering)
M6 12" x 12" Floor Tile
M7 9" x 9" Floor Tile
M8 Ceiling Panels (special attention to dock areas)
M9 Ceiling Tiles
M10 12" x 24" Floor Plank
M11 Mastic under Floor Tile / Seamless / Ceiling Tiles / Carpet / Plank-Tile
M12 Plaster
M13 Caulking
M14 Fire Door Insulation (assumed to be ACM if fire doors are present)

M15 Undercoating / Stainless Steel Sinks / etc.
M16 Electrical Insulation
M17 Baseboard
M18 Tile Debris
M19 Metalbestos Chimney
M20 Stucco
M21 Other

SUSPECTED MATERIALS LIST

TSI

T1 Gasket Materials
T2 Pipe Joint Insulation
T3 Straight Pipe Insulation
T4 HVAC Connector Material (adjoining air ducts)
T5 Tank Insulation
T6 Boiler Insulation
T7 Boiler Breaching / Ductwork / Firebrick
T8 Duct Insulation
T9 Patching Material

Surfacing Materials (Spray-On)

S1 Surface-Sprayed, Applied or Troweled-on Materials, Ceilings and Beams
S2 Spray-on Fireproofing

Miscellaneous Materials

M1 Roofing Materials (only sample without damage to the roofing material)
M2 Exterior Siding Material
M3 Wallboard / Taping Material
M4 Transite (cooling tower on roof, soffits, pipes, etc.)

Miscellaneous Materials

M5 Linoleum (seamless floor covering)
M6 12" x 12" Floor Tile
M7 9" x 9" Floor Tile
M8 Ceiling Panels (Special attention to dock areas)
M9 Ceiling Tiles
M10 12" x 24" Floor Plank
M11 Mastic under Floor Tile / Seamless / Ceiling Tiles / Carpet / Plank-Tile
M12 Plaster
M13 Caulking
M14 Fire Door Insulation (assumed to be ACM if fire doors are present)
M15 Undercoating / Stainless Steel Sinks / etc.
M16 Electrical Insulation
M17 Baseboard
M18 Tile Debris
M19 Metalbestos Chimney
M20 Stucco
M21 Other
M22 Other
M23 Other

GENERAL CATEGORIES OF FUNCTIONAL AREAS

1. MECHANICAL AREAS

A1 Basement / Sublevel Service Areas
A2 Boiler / Chriller Rooms
A3 Generator Rooms
A4 Elevator Equipment Room / Hoistways
A5 Telephone / Electrical Rooms
A6 Mechanical Rooms
A7 Fan Rooms
A8 Basements
A9 Furnace Rooms
A10 Tunnels and Crawl-Spaces
A11 Mechanical Floors including Penthouses
A12 Attics
A13 Air Duct Shafts
A14 Pipe Chases
A15 Air Plenums

2. COMMON AREA

B1 Entrances and Exit Areas
B2 Lobbies
B3 Hallways
B4 Stairwells
B5 Meeting Rooms (e.g. auditoriums, conference rooms)
B6 Garages / Parking Areas
B7 Restrooms
B8 Locker Rooms
B9 Kitchen Area

3. WORKING AREA

C1 Work-Room / Mail Processing Floors
C2 Loading Dock / Storage Areas
C3 Offices / Computer Rooms

4. SPECIAL USE ROOMS/AREA

D1 Vaults / Accountable Papers
D2 Inspector Galleries (I.G.)

5. EXTERIOR MATERIALS

E1 Roofs, Siding and Paneling
E2 Metalbestos Sheeting

PART I. ASBESTOS INSPECTION REPORT

SECTION C

Functional Area Summary

In Section C, inspection data is provided in detail by functional floor and area locations. This report is computer-generated from the USPS Asbestos Survey Tracking System. The report contains only ACBM. Suspect materials that were found not to contain asbestos are not included in the homogeneous materials summary table.

Item	Description
Functional Area	The floor and location number together make up the functional area identification.
Functional Area Description	Describes the use of the functional area.
ACBM Type • Thermal System Insulation (ThrmSysIns) • Surfacing Material (SrfcMat) • Miscellaneous Material (MiscMat)	Identifies the specific ACBM by type, group, and item: any insulation applied to heating or mechanical system components, refers to a wide range of materials applied to building surfaces, any material not fitting into one of the above categories.
Homogeneous Material Description	Physical (e.g., size, color, texture) description of the material.
Quantity	The approximate linear footage, square footage, or number of a material.
Unit	The units which the quantity represents: sf = square feet; lf = linear feet; and ea = each.
Is the Material Friable?	Yes or No
Bulk Sample Number	The unique number assigned to this sample
Risk Assessment	The inspector's risk assessment assigned to that material, based on the decision tree (see Figure 1).

Following the homogeneous material summary by functional floor and area locations table, Apex has provided a table listing all suspect ACBMs identified within the facility and their corresponding locations and sample numbers. The table includes all suspect materials.

FIGURE 1
Decision Tree

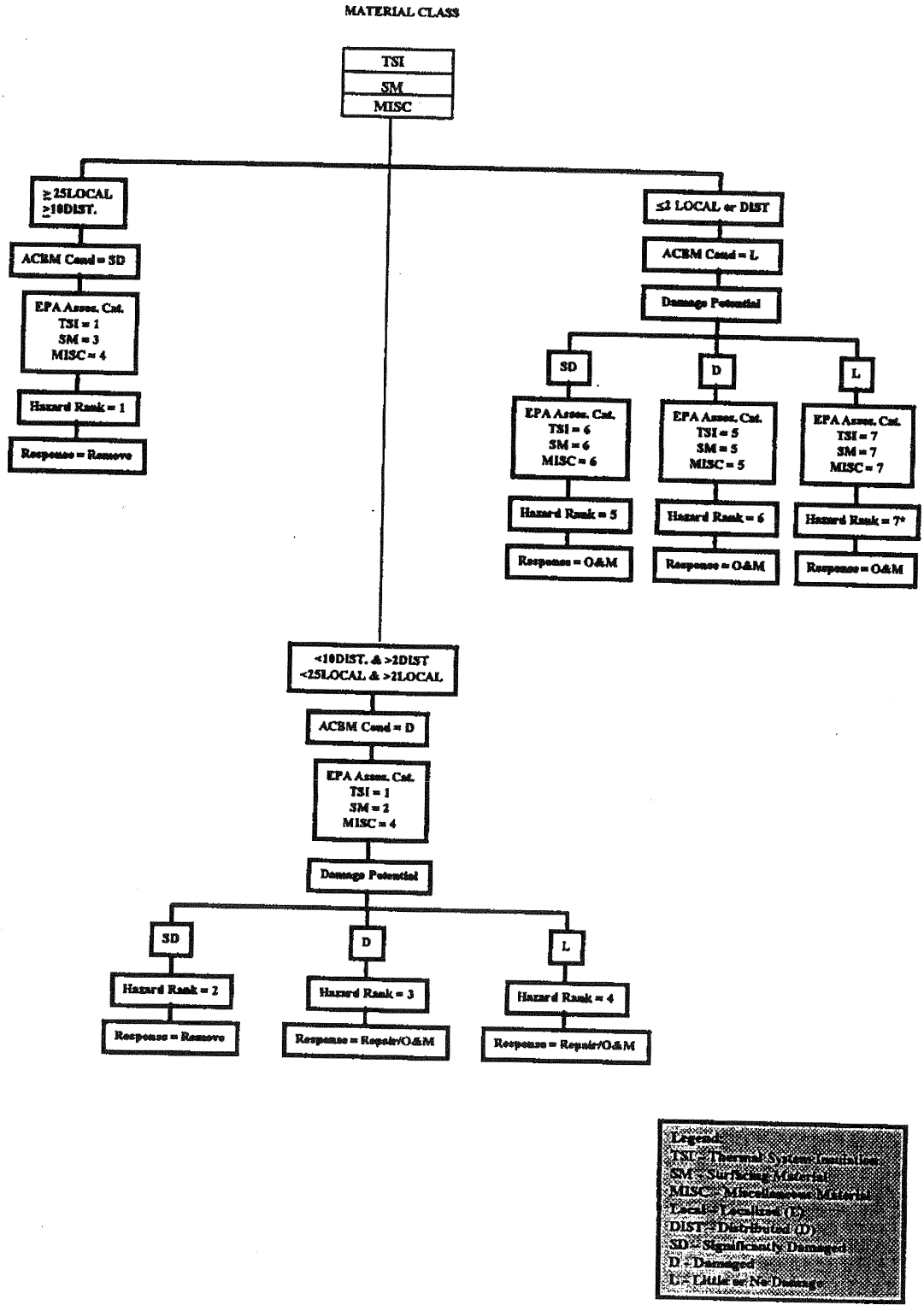

PART I. ASBESTOS INSPECTION REPORT

Homogeneous Material Summary by Functional Floor And Area Locations

C.3. Homogeneous Material Summary By Functional Floor and Area Locations

Facility Name: **MAIN VEHICLE MAINTENANCE FACILITY**

Address: **60 WEST OLIVER STREET**

City, State, ZIP Code: **BALTIMORE, MD 21201-9998**

Finance Number: **MAIN VMF**

Date of Inspection: **06/03/1996**

Inspected By: **RAFAEL LOPEZ**

Floor No	Room No	Functional Area	SACBM Type	Homogeneous Material Description	QTY	ACBM	Friable	Associated Bulk Sample No	Risk Assess./ Hazard Ranking	Description
1ST	BR	Boiler/Chiller Rooms	MiscMat	Fire Door Insulation	1	Yes	No		8	FIRE DOOR
1ST	CMO	Offices/Comp. Rooms	MiscMat	Fire Door Insulation	1	Yes	No		8	FIRE DOOR
1ST	CORR	Hallways	MiscMat	Fire Door Insulation	2	Yes	No		8	FIRE DOOR
1ST	CORR	Hallways	MiscMat	Fire Door Insulation	1	Yes	No		8	FIRE DOOR
1ST	COSO	Offices/Comp. Rooms	MiscMat	Fire Door Insulation	1	Yes	No		8	FIRE DOOR
1ST	COSO	Offices/Comp. Rooms	MiscMat	Fire Door Insulation	1	Yes	No		8	FIRE DOOR
1ST	DO	Offices/Comp. Rooms	MiscMat	Fire Door Insulation	1	Yes	No		8	FIRE DOOR
1ST	LR	Locker Rooms	MiscMat	Fire Door Insulation	1	Yes	No		8	FIRE DOOR
1ST	REST	Restrooms	MiscMat	Fire Door Insulation	1	Yes	No		8	FIRE DOOR
OUT	OUT	Garages-Parking Areas	ThrmSysIns	Straight Pipe Insulation	100	Yes	Yes		7	AIRCELL INSULATED PIPE COMING FROM MAIN BUILDING TO THE GAS PIPES

PART I. ASBESTOS INSPECTION REPORT

Homogeneous Materials Listing
(All materials suspected of being asbestos-containing)

United States Postal Service
Main Vehicle Maintenance Facility
Baltimore, Maryland

Description of Material Type	Friable (Yes/No)	Location	Sample Numbers	ACBM (Yes/No)	Quantity
Surfacing Materials					
Off-white Gypsum board with brown paper backing	Yes	Dispatcher, chief mechanic, chief of supplies	B/21, B/26	No	—
Thermal System Insulation Materials					
Mudded joint on fiberglass line	Yes	Throughout building	B/9, B/10, B/11	No	—
Mudded insulation on roof drain	Yes	Main work area throughout	B/12, B/13, B/14	No	—
Mudded insulation on 8-inch pipe or connected to this pipe	Yes	Boiler room and main garage area	B/15, B/16, B/17	No	—
Off-white paper layered aircell pipe insulation	Yes	Outside building above gas pumps	NSP	Assumed	100 l.f.
Miscellaneous Materials					
White 2- by 4-foot ceiling tile with pinholes	Yes	Throughout offices, break room, locker rooms	B/1, B/2, B/3	No	—
Blue 12- by 12-inch floor tile with dark and light blue mottles	No	Supervisor's room	B/4	No	—
Gray 12- by 12-inch floor tile with light and dark gray mottles	No	Training room	B/5	No	—
Dark gray 12- by 12-inch floor tile with light and dark gray mottles	No	Hallway next to training room	B/6	No	—
Light green 12- by 12-inch floor tile with light green and white mottles	No	Hallway next to women's bathroom	B/7	No	—
White 12- by 12-inch floor tiles with light green streaks	No	Throughout three administrative offices	B/8	No	—

PART I. ASBESTOS INSPECTION REPORT

Description of Material Type	Friable (Yes/No)	Location	Sample Numbers	ACBM (Yes/No)	Quantity
Gray 9- by 9-inch floor tile with white streaks	No	Men's locker room, lunch room	B/18	No	—
Brown baseboard mastic	No	Men's locker room, lunch room	B/19	No	—
White 12- by 12-inch ceiling tile with pinholes	Yes	Chief mechanic's office	B20, B/25	No	—
Brown 12- by 12-inch ceiling tile mastic	No	Dispatcher, chief mechanic, chief of supplies	B/22	No	—
Brown baseboard mastic	No	Administrative offices, supervisors' offices, training room	B/23	No	—
Black mastic underneath 9- by 9-inch floor tile	No	Underneath floor tile in men's locker room and lunchroom	B/24	No	—
White window caulking	Yes	Windows throughout building both inside and outside	B/27	No	—
U.L. labeled fire doors	No	Throughout building	NSP	Yes	10 ea.

[1]ea. = each.

PART I. ASBESTOS INSPECTION REPORT

SECTION D

This section contains a Bulk Sample Summary table, the Bulk Sample Laboratory Analysis forms, and the Bulk Sample Chain of Custody forms. The Bulk Sample Summary table is generated by the USPS Asbestos Survey Tracking System and is a summary listing of positive samples (in numerical order) with the percentage of asbestos as reported by the laboratory. The location where the sample was collected is also indicated. The Bulk Sample Laboratory Analysis forms of all samples collected are provided in the format in which they were provided to Apex by SciLab. The Bulk Sample Chain of Custody forms are provided for all samples collected by Apex.

PART I. ASBESTOS INSPECTION REPORT

Bulk Sample Summary Table

SAMPLE RESULTS

Floor: **Room**

Sample No:	ACBM:	Result:

PART I. ASBESTOS INSPECTION REPORT

Bulk Sample Laboratory Analysis Forms

Environmental Lab Services

SCIENTIFIC LABORATORIES, INC.

117 E. 30th Street New York, NY 10016 212/679-8600 Fax 212/679-9392

June 7, 1996

Apex Environmental, Inc.
Attn: Mr. Goodier
15850 Crabbs Branch Way Suite 300
Rockville, MD 20855

RE: Apex Environmental, Inc.
Job Number 06962302
P.O. # 478-015
USDS Main VMF Oliver St.

Dear Mr. Goodier:

Enclosed are the results for PLM asbestos analysis of the following Apex Environmental, Inc. samples received at Scientific Laboratories on Thursday, June 6, 1996, for a 48 hour turnaround:

060496MVMFRELB/1, 060496MVMFRELB/2, 060496MVMFRELB/3, 060496MVMFRELB/4, 060496MVMFRELB/5, 060496MVMFRELB/6, 060496MVMFRELB/7, 060496MVMFRELB/8, 060496MVMFRELB/9, 060496MVMFRELB/10, 060496MVMFRELB/11, 060496MVMFRELB/12, 060496MVMFRELB/13, 060496MVMFRELB/14, 060496MVMFRELB/15, 060496MVMFRELB/16, 060496MVMFRELB/17, 060496MVMFRELB/18, 060496MVMFRELB/19, 060496MVMFRELB/20, 060496MVMFRELB/21, 060496MVMFRELB/22, 060496MVMFRELB/23, 060496MVMFRELB/24, 060496MVMFRELB/25, 060496MVMFRELB/26, 060496MVMFRELB/27

The 27 samples contained in zip lock bag were shipped to SciLab via Federal Express. These samples were prepared and analyzed according to the EPA Interim Method (40 CFR 763, subpt F, App. A). The required analytical information, analysis results, analyst signature and laboratory indentification is contained in the Analyst's Report.

This report relates ONLY to the sample analysis expressed as percent asbestos. SciLab assumes no responsibility for customer supplied data such as "sample type", "location", or "area sampled". This report must not be used to claim product endorsement by SciLab, NVLAP or any agency of the U. S. Government.

SciLab appreciates this opportunity to serve your organization. Please contact us for any further assistance or with any questions.

Sincerely,

Robert Tompkins, Ph.D.
President

SciLab

Environmental Lab Services

SCIENTIFIC LABORATORIES, INC.

117 E. 30th Street New York, NY 10016 212/679-8600 FAX: 212/679-9392

PLM Bulk Asbestos Report

Apex Environmental, Inc.
Attn: Paul Goodier
15850 Crabbs Branch Way Suite 300
Rockville, MD 20855

Date Received 6/6/96
Date Examined 6/7/96

SciLab Job 06962302
P.O. # 478-015
Page 1 **of** 6

RE: USDS Main VMF Oliver St.

Client No. / HGA	Lab No.	Asbestos Present	Total % Asbestos
960496MVMFRELB/1	06962302-01	*No*	NAD

Location: 4x2 Ceiling Tile-Offices

Description: Grey, Homogeneous, Ceiling Tile
Asbestos Types:
Other Material: Cellulose 40. %, Fibrous glass 10. %, Non-fibrous 50. %

960496MVMFRELB/2	06962302-02	*No*	NAD

Location: 4x2 Ceiling Tile-Offices

Description: Grey, Homogeneous, Ceiling Tile
Asbestos Types:
Other Material: Cellulose 40. %, Fibrous glass 10. %, Non-fibrous 50. %

960496MVMFRELB/3	06962302-03	*No*	NAD

Location: 4x2 Ceiling Tile-Offices

Description: Grey, Homogeneous, Ceiling Tile
Asbestos Types:
Other Material: Cellulose 40. %, Fibrous glass 10. %, Non-fibrous 50. %

960496MVMFRELB/4	06962302-04	*No*	NAD

Location: Blue FT Supervisor Room 12x12

Description: Blue, Homogeneous, Floor Tile
Asbestos Types:
Other Material: Non-fibrous 100. %

960496MVMFRELB/5	06962302-05	*No*	NAD

Location: 12x12 Grey FT Training Room

Description: Grey, Homogeneous, Floor Tile
Asbestos Types:
Other Material: Non-fibrous 100. %

SECTION E

SciLab

Environmental Lab Services

SCIENTIFIC LABORATORIES, INC.

117 E. 30th Street New York, NY 10016 212/679-8600 FAX: 212/679-9392

PLM Bulk Asbestos Report

Apex Environmental, Inc.
Attn: Paul Goodier
15850 Crabbs Branch Way Suite 300
Rockville, MD 20855

Date Received 6/6/96
Date Examined 6/7/96

SciLab Job 06962302
P.O. # 478-015

RE: USDS Main VMF Oliver St.

Client No. / HGA	Lab No.	Asbestos Present	Total % Asbestos
060496MVMFRELB/6	06962302-06	*No*	NAD

Location: 12x12 Dark Grey FT Hallway
Description: Grey, Homogeneous, Floor Tile
Asbestos Types:
Other Material: Non-fibrous 100. %

060496MVMFRELB/7	06962302-07	*No*	NAD

Location: 12x12 Lt. Green FT-Hallway Next to Women's Bathroom
Description: Green, Homogeneous, Floor Tile
Asbestos Types:
Other Material: Non-fibrous 100. %

060496MVMFRELB/8	06962302-08	*No*	NAD

Location: 12x12 White FT Admin. Office
Description: White, Homogeneous, Floor Tile
Asbestos Types:
Other Material: Non-fibrous 100. %

060496MVMFRELB/9	06962302-09	*No*	NAD

Location: Mudded Joint MJ1-Throughout
Description: Grey, Homogeneous, Mudded Joint
Asbestos Types:
Other Material: Fibrous glass 30. %, Non-fibrous 70. %

060496MVMFRELB/10	06962302-10	*No*	NAD

Location: Mudded Joint MJ1-Throughout
Description: Grey, Homogeneous, Mudded Joint
Asbestos Types:
Other Material: Cellulose 30. %, Fibrous glass 20. %, Non-fibrous 50. %

SciLab
Environmental Lab Services

SCIENTIFIC LABORATORIES, INC.

117 E. 30th Street New York, NY 10016 212/679-8600 FAX: 212/679-9392

PLM Bulk Asbestos Report

pex Environmental, Inc.
ttn: Paul Goodier
5850 Crabbs Branch Way Suite 300
ockville, MD 20855

Date Received 6/6/96
Date Examined 6/7/96

SciLab Job 06962302
P.O. # 478-015
Page 3 of 6

RE: USDS Main VMF Oliver St.

ient No. / HGA	Lab No.	Asbestos Present	Total % Asbestos
0496MVMFRELB/11	06962302-11	*No*	NAD

Location: Mudded Joint MJ1-Throughout

Description: Grey, Homogeneous, Mudded Joint
Asbestos Types:
Other Material: Cellulose 10. %, Fibrous glass 30. %, Non-fibrous 60. %

0496MVMFRELB/12	06962302-12	*No*	NAD

Location: Mudded Joint-Roof Drain-MJ2

Description: Grey, Homogeneous, Mudded Joint
Asbestos Types:
Other Material: Fibrous glass 30. %, Non-fibrous 70. %

0496MVMFRELB/13	06962302-13	*No*	NAD

Location: Mudded Joint-Roof Drain-MJ2

Description: Grey, Homogeneous, Mudded Joint
Asbestos Types:
Other Material: Cellulose 10. %, Fibrous glass 30. %, Non-fibrous 60. %

6MVMFRELB/14	06962302-14	*No*	NAD

Location: Mudded Joint-Roof Drain-MJ2

Description: Grey, Homogeneous, Mudded Joint
Asbestos Types:
Other Material: Cellulose 10. %, Fibrous glass 30. %, Non-fibrous 60. %

MFRELB/15	06962302-15	*No*	NAD

Location: Mudded Joint-Boiler Room-MJ3

Description: Grey, Homogeneous, Mudded Joint
stos. Types:
Material: Cellulose 10. %, Fibrous glass 30. %, Non-fibrous 60. %

SciLab
Environmental Lab Services

SCIENTIFIC LABORATORIES, INC.
117 E. 30th Street New York, NY 10016 212/679-8600 FAX: 212/679-9392

PLM Bulk Asbestos Report

Apex Environmental, Inc.
Attn: Paul Goodier
15850 Crabbs Branch Way Suite 300
Rockville, MD 20855

Date Received 6/6/96
Date Examined 6/7/96

SciLab Job 06962302
P.O. # 478-015

RE: USDS Main VMF Oliver St.

Client No. / HGA	Lab No.	Asbestos Present	Total % Asbestos
060496MVMFRELB/16	06962302-16	*No*	NAD

Location: Mudded Joint-Boiler Room-MJ3
Description: Grey, Homogeneous, Mudded Joint
Asbestos Types:
Other Material: Cellulose 10. %, Fibrous glass 30. %, Non-fibrous 60. %

060496MVMFRELB/17	06962302-17	*No*	NAD

Location: Mudded Joint-Boiler Room-MJ3
Description: Grey, Homogeneous, Mudded Joint
Asbestos Types:
Other Material: Fibrous glass 30. %, Non-fibrous 70. %

060496MVMFRELB/18	06962302-18	*No*	NAD

Location: 9x9 Gray FT-Swing Room and Locker Room
Description: Grey, Homogeneous, Floor Tile
Asbestos Types:
Other Material: Non-fibrous 100. %

060496MVMFRELB/19	06962302-19	*No*	NAD

Location: Brown Baseboard Mastic
Description: Brown, Homogeneous, Mastic
Asbestos Types:
Other Material: Non-fibrous 100. %

060496MVMFRELB/20	06962302-20	*No*	NAD

Location: 1x1 Ceiling tile
Description: Grey, Homogeneous, Ceiling Tile
Asbestos Types:
Other Material: Cellulose 40. %, Fibrous glass 40. %, Non-fibrous 20. %

SciLab
Environmental Lab Services
SCIENTIFIC LABORATORIES, INC.
117 E. 30th Street New York, NY 10016 212/679-8600 FAX: 212/679-9392

PLM Bulk Asbestos Report

Apex Environmental, Inc.
Attn: Paul Goodier
15850 Crabbs Branch Way Suite 300
Rockville, MD 20855

Date Received 6/6/96
Date Examined 6/7/96
SciLab Job 06962302
P.O. # 478-015

RE: USDS Main VMF Oliver St.

Client No. / HGA	Lab No.	Asbestos Present	Total % Asbestos
060496MVMFRELB/21	06962302-21	No	NAD

Location: Gypsum Board
Description: Grey, Homogeneous, Gypsum Board
Asbestos Types:
Other Material: Cellulose 10. %, Fibrous glass 5. %, Non-fibrous 85. %

060496MVMFRELB/22	06962302-22	No	NAD

Location: Ceiling Tile Adhesive-Brown Mastic
Description: Brown, Homogeneous, Adhesive
Asbestos Types:
Other Material: Non-fibrous 100. %

060496MVMFRELB/23	06962302-23	No	NAD

Location: Brown Baseobard Mastic-Offices
Description: Brown, Homogeneous, Mastic
Asbestos Types:
Other Material: Non-fibrous 100. %

060496MVMFRELB/24	06962302-24	No	NAD

Location: Black Mastic Under 9x9 Gray FT
Description: Black, Homogeneous, Mastic
Asbestos Types:
Other Material: Cellulose 2. %, Non-fibrous 98. %

060496MVMFRELB/25	06962302-25	No	NAD

Location: 1x1 Wt. Ceiling Tile
Description: Brown, Homogeneous, Ceiling Tile
Asbestos Types:
Other Material: Cellulose 40. %, Fibrous glass 40. %, Non-fibrous 20. %

SciLab

Environmental Lab Services

SCIENTIFIC LABORATORIES, INC.

117 E. 30th Street New York, NY 10016 212/679-8600 FAX: 212/679-9392

PLM Bulk Asbestos Report

Apex Environmental, Inc.
Attn: Paul Goodier
15850 Crabbs Branch Way Suite 300
Rockville, MD 20855

Date Received 6/6/96
Date Examined 6/7/96

SciLab Job 06962302
P.O. # 478-015
Page 6 **of** 6

RE: USDS Main VMF Oliver St.

Client No. / HGA	Lab No.	Asbestos Present	Total % Asbestos
060496MVMFRELB/26	06962302-26	*No*	NAD

Location: Gypsum Board

Description: Grey, Homogeneous, Gypsum Board
Asbestos Types:
Other Material: Cellulose 20. %, Non-fibrous 80. %

060496MVMFRELB/27	06962302-27	*Yes*	≤ 1. %

Location: Window Caulking

Description: Grey, Homogeneous, Caulking
Asbestos Types: Chrysotile <1. %
Other Material: Non-fibrous >99. %

Reporting Notes:

Analyzed by: John Grach

*NAD/NSD = no asbestos detected; NA = not analyzed; Bulk Asbestos Analysis per 40 CFR 763, Subpart F, Appendix A and ELAP Analysis Protocols 198.1/198.4 for New York samples; Note: PLM is not consistently reliable in detecting asbestos in floor coverings and similar non-friable organically bound materials. TEM is currently the only method that can be used to determine if this material can be considered or treated as non-asbestos-containing in New York State (see also EPA Advisory for floor tile, FR 59, 146, 38970, 8/1/94). National Institute of Standards and Technology Accreditation requirements mandate that this report must not be reproduced except in full with the approval of the laboratory. This report relates ONLY to the items tested.

NBS Signatory:

PART I. ASBESTOS INSPECTION REPORT

Bulk Sample Chain of Custody Forms

06962302

SCIENTIFIC LABORATORIES, INC.

477 Southlake Boulevard
Richmond, Virginia 23236
Phone #: 804/379-1084
Fax #: 804/379-1087

42 West 24th Street
New York, New York 10010
Phone #: 212/741-2053
Fax #: 212/741-2056

Company: Apex Environmental

Address: 15850 Crabbs Branch Way Suite 300 Rockville MD 20855

P.O.#: 478065

Project Information

Name: U.S.D.S Main YMF Oliver St

Number: 478.015

Manager: Matt Van Patten

Site (City/State): Baltimore

Analysis Type	Turnaround Time 6-8hr	12hr	24hr	48hr	72hr	5day	other
TEM/AHERA							
TEM/Level II							
TEM/Chatfield							
TEM/Dust							
TEM/Water							
PCM							
PLM				X			
Lead							
Other							

Air Filter Information

MCE	
PC	
25mm	
37mm	
0.45µm	
0.80µm	
other:	

Results to: Paul Goodin

Invoice to: Matt Van Patten

Written report to: Paul Goodin

Return Samples Yes ___ No ✓

Phone 301 / 417 0700

Fax 301 / 975 0169

Pager 301 / 510 9906

COMMENTS:

Sample I.D.	Sample Location (I)nside/(O)utside/(B)ulk/(P)ersonal/(E)xcursion	Start Time	Stop Time	Total Time	x	Liters / Min.	=	AIR Volume	Date Collected
060396MVMFRGL B/1	4'x2' Ceiling tile - offices								
060496 B/2	"								
B/3	"								
B/4	Blue Floor tile - Supervisor's Room		(12" x 12")						
B/5	12"x12" Gray Floor tile - Training Room								
B/6	12" x 12" Dark Gray Floor tile - Hallway								
B/7	12"x12" Lt. Green Floor tile - Hallway Next to women's Bathroom								
B/8	12"x12" White Floor tile - Admin. office								
B/9	Mudded Joint - MJ1 - Throughout								
B/10	"								
B/11	"								
B/12	Mudded Joint - Roof Drain MJ2								
B/13	"								
B/14	"								
B/15	Mudded Joint - Boiler Rm - MJ3								
B/16	"								
B/17	"								
B/18	9"x9" Gray Floor tile - Swing Rm + Locker Rm								
B/19	Brown Baseboard Mastic								
B/20	1'x1' Ceiling tile								
B/21	Gypsum board								
B/22	Ceiling tile Adhesive - Brown Mastic								
B/23	Brown Base board Mastic - Offices								
B/24	Black Mastic under 9"x9" Gray Floor tile								

Relinquished By (Signature)	Date	Received By (Signature)	Date
	060596	Bette Nash	6/6/96

SECTION F

SECTION G

SECTION E

06962302

SCIENTIFIC LABORATORIES, INC.

477 Southlake Boulevard
Richmond, Virginia 23236
Phone #: 804/379-1084
Fax #: 804/379-1087

42 West 24th Street
New York, New York 10010
Phone #: 212/741-2053
Fax #: 212/741-2056

Company:	Address:	P.O.#: 478018

Project Information MAIN YMF

Name: USDS Cont from 1st page

Number:

Manager:

Site (City/State):

Analysis Type	Turnaround Time 6-8hr	12hr	24hr	48hr	72hr	5day	other
TEM/AHERA							
TEM/Level II							
TEM/Chatfield							
TEM/Dust							
TEM/Water							
PCM							
PLM							
Lead							
Other							

Air Filter Information

MCE	
PC	
25mm	
37mm	
0.45µm	
0.80µm	
other:	

Results to:

Invoice to:

Written report to:

Return Samples Yes ___ No ___

Phone ___/___

Fax ___/___

Pager ___/___

COMMENTS:

Sample I.D.	Sample Location (I)nside/(O)utside/(B)lank/(P)ersonal/(E)xcursion	Start Time	Stop Time	Total Time x	Liters / Min. =	AIR Volume	Date Collected
~~060496~~ MYMF REL 8/25	1'x1' white Ceiling tile						
060496 8/26	Gypsum Board						
8/27	Window Chowl King						

Relinquished By (Signature)	Date	Received By (Signature)	Date
[signature]	0605/96	Betty Nash	6/6/96

SECTION F

SECTION C

SECTION E

PART I. ASBESTOS INSPECTION REPORT

SECTION E

Photographs of Homogeneous Sampling Areas

Since no ACBMs were present at this facility, no photographs were taken.

PART I. ASBESTOS INSPECTION REPORT

SECTION F

Cost Estimates

This section contains the removal data for all identified ACBMS organized by cost, category and quantity. Other abatement options will be considered within the O&M Plan. These reports are computer-generated from the USPS Asbestos Survey Tracking System.

Unit

This identifies how the removal action will be charged per unit type (e.g., ea, sf, lf).

Quantity

This describes the amount of material to be removed.

Total Cost

Total cost identifies the individual cost for each removal action. All costs are estimates only and should be confirmed by a certified asbestos abatement contractor. The costs do not include any costs for reinstallation of any surfacing, insulation, or miscellaneous materials. Project design, project management, and construction inspection fees are included in the estimate. The budgetary estimate presented assumes there will be no reaction costs.

SECTION F: REMOVAL COST ESTIMATE

Section F, the reader will find the removal data organized by cost, category and quantity. Other abatement options are to be considered within the O & M Plan. Section F.2. is to guide the decision between removal or O & M Plan implementation.

UNIT

This identifies how the removal action will be charged.

ea:	each
day:	day
est:	per estimate
sf:	square foot
lf:	linear foot
/w:	per week
/d:	per day
/m:	per month
cu:	cubic yard

QUANTITY

This describes the amount of material to be removed.

TOTAL

Identifies the individual cost for each removal action.

LIMITATIONS: All costs are estimates only and should be confirmed by a certified asbestos abatement contractor. The costs do not include any costs for reinstallation of any surfacing, insulation, or miscellaneous materials. Project design, project management, and construction inspection fees are included in the estimate (IQCs: Identify the method used to develop costs; i.e., concurrent removal of all ACBMs, individual ACBM removal, etc.). The budgetary estimate presented assumes there will be no relocation costs.

F.2. REMOVAL COST ESTIMATE

Room:	Description:	Unit:	Quantity:	Per Unit Cost	Total Cost:
BR	Fire Door Insulation	EA	1	$90.00	$90.00
CMO	Fire Door Insulation	EA	1	$90.00	$90.00
CORR	Fire Door Insulation	EA	2	$90.00	$180.00
CORR	Fire Door Insulation	EA	1	$90.00	$90.00
COSO	Fire Door Insulation	EA	1	$90.00	$90.00
COSO	Fire Door Insulation	EA	1	$90.00	$90.00
DO	Fire Door Insulation	EA	1	$90.00	$90.00
LR	Fire Door Insulation	EA	1	$90.00	$90.00
REST	Fire Door Insulation	EA	1	$90.00	$90.00
OUT	Straight Pipe Insulation	L.F.	100	$25.00	$2,500.00
				Grand Total:	$3,400.00

PART I. ASBESTOS INSPECTION REPORT

SECTION G

Laboratory and Personnel Certificates of Accreditation

United States Department of Commerce
National Institute of Standards and Technology

NVLAP®

ISO/IEC GUIDE 25:1990
ISO/IEC GUIDE 58:1993
ISO 9002:1994

Certificate of Accreditation

DEPARTMENT OF COMMERCE ★ UNITED STATES OF AMERICA ★

SCIENTIFIC LABORATORIES, INC.

NEW YORK, NY

is recognized under the National Voluntary Laboratory Accreditation Program for satisfactory compliance with criteria established in Title 15, Part 285 Code of Federal Regulations. These criteria encompass the requirements of ISO/IEC Guide 25 and the relevant requirements of ISO 9002 (ANSI/ASQC Q92-1987) as suppliers of calibration or test results. Accreditation is awarded for specific services, listed on the Scope of Accreditation for:

AIRBORNE ASBESTOS FIBER ANALYSIS

June 30, 1996
Effective until

For the National Institute of Standards and Technology

NVLAP-01C (4-95)

NVLAP LAB CODE: 101904-1

SECTION A

CERTIFICATE NUMBER: 023723

RAFAEL LOPEZ

HAS MET THE ATTENDANCE REQUIREMENTS AND SUCCESSFULLY COMPLETED THE EXAM IN THE ASBESTOS TRAINING COURSE ENTITLED

4-HOUR EPA AHERA INSPECTOR RECERTIFICATION

FOR ACCREDITATION UNDER TSCA TITLE II.

AEROSOL MONITORING & ANALYSIS, INC.
TRAINING PROVIDER

1340 ASHTON ROAD
STREET

HANOVER, MARYLAND 21076
CITY, STATE, ZIP

(410) 684-3327
TELEPHONE NUMBER

JANUARY 22, 1996
COURSE DATE(S)

JANUARY 22, 1997 — JANUARY 22, 1996
EXPIRATION DATE — EXAMINATION DATE

21-02-02 IR
COURSE APPROVAL NUMBER

STUDENT'S SIGNATURE

E. RUSH BARNETT
COURSE DIRECTOR (NAME AND SIGNATURE)

BCSPOA
E. RUSH BARNETT
7912
CERTIFIED PROFESSIONAL

STATE OF MARYLAND

FOR MORE INFORMATION CALL MD DEPT. OF THE ENVIRONMENT (410) 631-3801

ORIGINAL STATE SEAL IS BLUE

SECTION A

SECTION A

PART II

LEAD-BASED PAINT INSPECTION REPORT

LEAD PAINT INSPECTION REPORT

REPORT NUMBER: 06/04/96 14:11

INSPECTION FOR: The United States Postal Service

PERFORMED AT: Main VMF
60 West Oliver Street
Baltimore MD 21234

INSPECTION DATE: 06/04/96

INSTRUMENT TYPE: R M D
MODEL LPA-1
XRF TYPE ANALYZER
Serial Number:

ACTION LEVEL: 0.7 mg/cm²

OPERATOR LICENSE: _____

I hereby certify that to the best of my knowledge the following report reflects the true content of the painted surfaces at the above address.

SIGNED: _____ for Date: 7/18/96

Osman Sharif
Project Supervisor
Environmental Health & Safety

PART II. LEAD-BASED PAINT INSPECTION REPORT

INTRODUCTION

An inspection of the main VMF located at 60 West Oliver Street, Baltimore, Maryland, was conducted to determine if painted surfaces contain LBP. Testing was performed using an XRF direct-reading instrument as recommended by the U.S. Department of Housing and Urban Development (HUD). Apex tested representative suspect surfaces throughout the building. In Maryland, LBP is defined as paint containing lead concentrations equal to or greater than 0.7 milligrams per square centimeter (mg/cm^2) as measured by the XRF. The inspection was conducted by Mr. Rafael Lopez, a Maryland-accredited lead inspector trained in the use of the XRF analyzer. The lead inspection was conducted on June 4, 1996.

Results from this survey indicate that the following painted surfaces contain LBP:

- yellow-painted metal railing in stock room,
- beige-painted metal ceiling I-beams on the main garage,
- beige-painted metal door in the main garage, and
- yellow-painted concrete floor near gas pumps.

All XRF data is provided in the Detailed Report which lists all of the readings organized by room number and structure type, and the Summary Report listing positive and inconclusive readings organized by room number and structure type.

The XRF analyzer used for this inspection was a RMD Model LPA-1 which uses a cobalt-57 radioactive source to detect K shell emissions from LBP. The device meets all HUD requirements for accuracy of XRF direct-reading devices.

PART II. LEAD-BASED PAINT INSPECTION REPORT

Standard XRF Sampling Methodology

1. Sampling locations were chosen in a randomly distributed manner.
2. All readings were collected in accordance with the standard operating procedures for use of the RMD model LPA-1 XRF analyzer.
3. Three readings were collected from each identified homogeneous painted surface or substrate within the building.
4. If a painted surface appeared homogeneous (in color, texture, and age) in more than one location, then all locations were based on one set of readings.
5. Calibration checks were conducted daily or as needed in accordance with the operating procedures.

PART II. LEAD-BASED PAINT INSPECTION REPORT

SECTION A

Detailed Report

The Detailed Report provides all of the readings organized by room number and structure type. The readings are listed first by room and then by each structure in the room. Calibration readings appear separately.

DETAILED REPORT OF LEAD PAINT INSPECTION FOR: The United States Postal Service

Inspection Date: 06/04/96
Report Date: 7/1/96
Abatement Level: 0.7
Report No. 06/04/96 14:11
Total Readings: 96
Job Started: 06/04/96 14:11
Job Finished: 06/04/96 15:22

Main VMF
60 West Oliver Street
Baltimore MD 21234

Reading No.	Wall	Structure	Location	Member	Paint Cond	Substrate	Color	Lead (mg/cm²)	Mode
Room 001 Training Rm									
007	A	Door	L Ctr	U Ctr	I	Metal	Green	0.7	QM
008	A	Door	L Ctr	U Ctr	I	Metal	Green	0.1	QM
009	A	Door	L Ctr	U Ctr	I	Metal	Green	0.1	QM
							Average =	0.3	
004	C	Wall	U Ctr		I	Cinder Blk	Blue	0.2	QM
005	C	Wall	U Ctr		I	Cinder Blk	Blue	0.1	QM
006	C	Wall	U Ctr		I	Cinder Blk	Blue	0.2	QM
							Average =	0.2	
Room 002 Super. Off.									
010	A	Door	L Lft	U Ctr	I	Metal	Blue	0.0	QM
011	A	Door	L Lft	U Ctr	I	Metal	Blue	0.7	QM
012	A	Door	L Lft	U Ctr	I	Metal	Blue	0.0	QM
							Average =	0.2	
Room 003 Hallway									
016	A	Door	L Ctr	U Ctr	I	Metal	Green	0.1	QM
017	A	Door	L Ctr	U Ctr	I	Metal	Green	0.1	QM
018	A	Door	L Ctr	U Ctr	I	Metal	Green	0.2	QM
							Average =	0.1	
013	C	Wall	U Ctr		I	Cinder Blk	Green	0.2	QM
014	C	Wall	U Ctr		I	Cinder Blk	Green	-0.1	QM
015	C	Wall	U Ctr		I	Cinder Blk	Green	0.0	QM
							Average =	0.0	
Comment: Hallway is adjacent to the Supervisor's office.									
Room 004 Adm. Office									
022	A	Door	L Lft	Lft casing	I	Metal	Green	0.0	QM
023	A	Door	L Lft	Lft casing	I	Metal	Green	0.0	QM
024	A	Door	L Lft	Lft casing	I	Metal	Green	0.0	QM
							Average =	0.0	
[illegible]	B	Wall	L Ctr		I	Cinder Blk	Green	0.0	QM
[illegible]	B	Wall	L Ctr		I	Cinder Blk	Green	0.1	QM
[illegible]	B	Wall	L Ctr		I	Cinder Blk	Green	-0.1	QM
							Average =	0.0	
[illegible] 005 Lunch Rm									
	A	Wall	U Ctr		I	Cinder Blk	Beige	0.0	QM
	A	Wall	U Ctr		I	Cinder Blk	Beige	0.0	QM
	A	Wall	U Ctr		I	Cinder Blk	Beige	0.0	QM
							Average =	0.0	

SECTION B

DETAILED REPORT OF LEAD PAINT INSPECTION FOR: The United States Postal Service

Reading No.	Wall	Structure	Location	Member	Paint Cond	Substrate	Color	Lead (mg/cm²)	Mode
028	C	Wall	L Rgt		I	Brick	Beige	0.2	QM
029	C	Wall	L Rgt		I	Brick	Beige	0.1	QM
030	C	Wall	L Rgt		I	Brick	Beige	-0.1	QM
							Average =	0.1	
Room 006 Chief Mech.									
031	A	Wall	U Ctr		I	Cinder Blk	Brown	0.0	QM
032	A	Wall	U Ctr		I	Cinder Blk	Brown	-0.1	QM
033	A	Wall	U Ctr		I	Cinder Blk	Brown	0.3	QM
							Average =	0.1	
034	B	Door	L Lft	U Ctr	I	Metal	Brown	0.1	QM
035	B	Door	L Lft	U Ctr	I	Metal	Brown	0.0	QM
036	B	Door	L Lft	U Ctr	I	Metal	Brown	0.0	QM
							Average =	0.0	
Room 007 Stock Rm									
040		Floor	L Lft		I	Wood	Gray	0.0	QM
041		Floor	L Lft		I	Wood	Gray	0.0	QM
042		Floor	L Lft		I	Wood	Gray	0.2	QM
							Average =	0.1	
037		Ceiling	U Rgt		I	Concrete	White	0.0	QM
038		Ceiling	U Rgt		I	Concrete	White	-0.2	QM
039		Ceiling	U Rgt		I	Concrete	White	-0.1	QM
							Average =	-0.1	
043	A	Railing	L Lft	Railing	I	Metal	Yellow	-0.2	QM
044	A	Railing	L Lft	Railing	I	Metal	Yellow	1.7	QM
045	A	Railing	L Lft	Railing	I	Metal	Yellow	1.7	QM
							Average =	1.1	
Room 008 Main Garage									
049		Floor	L Lft		I	Concrete	Yellow	0.0	QM
050		Floor	L Lft		I	Concrete	Yellow	0.0	QM
051		Floor	L Lft		I	Concrete	Yellow	-0.1	QM
							Average =	0.0	
58		Ceiling	L Rgt		I	Metal	Beige	2.5	QM
59		Ceiling	L Rgt		I	Metal	Beige	5.0	QM
60		Ceiling	L Rgt		I	Metal	Beige	3.7	QM
							Average =	3.7	
5	A	Door	L Ctr	U Ctr	I	Metal	Beige	0.0	QM
6	A	Door	L Ctr	U Ctr	I	Metal	Beige	0.0	QM
7	A	Door	L Ctr	U Ctr	I	Metal	Beige	3.0	QM
							Average =	1.0	
	A	Column	L Lft	L column	I	Concrete	Beige	-0.2	QM
	A	Column	L Lft	L column	I	Concrete	Beige	0.0	QM
	A	Column	L Lft	L column	I	Concrete	Beige	-0.2	QM
							Average =	-0.1	

ETAILED REPORT OF LEAD PAINT INSPECTION FOR: The United States Postal Service

Reading No.	Wall	Structure	Location	Member	Paint Cond	Substrate	Color	Lead (mg/cm²)	Mode
046	D	Wall	U Rgt		I	Cinder Blk	Brown	0.0	QM
047	D	Wall	U Rgt		I	Cinder Blk	Brown	0.0	QM
048	D	Wall	U Rgt		I	Cinder Blk	Brown	0.0	QM
							Average =	0.0	
Comment: 49-51 is yellow stripping on the concrete floor. 58-60 is I-beams.									
Room 009 Battery Rm									
064	B	Wall	L Ctr		I	Cinder Blk	Tan	0.1	QM
065	B	Wall	L Ctr		I	Cinder Blk	Tan	0.0	QM
066	B	Wall	L Ctr		I	Cinder Blk	Tan	0.1	QM
							Average =	0.1	
061	C	Door	L Rgt	Lft casing	I	Metal	Beige	0.0	QM
062	C	Door	L Rgt	Lft casing	I	Metal	Beige	0.7	QM
063	C	Door	L Rgt	Lft casing	I	Metal	Beige	0.0	QM
							Average =	0.2	
Room 010 Compressers									
070		Ceiling	L Rgt		I	Concrete	Yellow	-0.1	QM
071		Ceiling	L Rgt		I	Concrete	Yellow	-0.1	QM
072		Ceiling	L Rgt		I	Concrete	Yellow	-0.1	QM
							Average =	-0.1	
073	A	Door	L Lft	Rgt casing	I	Metal	Gray	0.0	QM
074	A	Door	L Lft	Rgt casing	I	Metal	Gray	0.0	QM
075	A	Door	L Lft	Rgt casing	I	Metal	Gray	0.0	QM
							Average =	0.0	
067	D	Wall	U Ctr		I	Cinder Blk	Gray	-0.1	QM
068	D	Wall	U Ctr		I	Cinder Blk	Gray	0.0	QM
069	D	Wall	U Ctr		I	Cinder Blk	Gray	0.3	QM
							Average =	0.1	
Room 011 Lube Rm									
076	C	Wall	U Ctr		I	Cinder Blk	Yellow	0.0	QM
077	C	Wall	U Ctr		I	Cinder Blk	Yellow	0.0	QM
078	C	Wall	U Ctr		I	Cinder Blk	Yellow	-0.1	QM
							Average =	0.0	
Room 012 Gas Pump									
085		Floor	L Rgt		I	Concrete	Yellow	0.7	QM
086		Floor	L Rgt		I	Concrete	Yellow	3.1	QM
087		Floor	L Rgt		I	Concrete	Yellow	2.3	QM
							Average =	2.0	
082	A	Wall	L Ctr		I	Concrete	Black	0.2	QM
083	A	Wall	L Ctr		I	Concrete	Black	0.0	QM
084	A	Wall	L Ctr		I	Concrete	Black	-0.1	QM
							Average =	0.0	
079	A	Wall	U Ctr		I	Cinder Blk	Gray	-0.1	QM
080	A	Wall	U Ctr		I	Cinder Blk	Gray	-0.1	QM

SECTION B

ETAILED REPORT OF LEAD PAINT INSPECTION FOR: The United States Postal Service

Reading No.	Wall	Structure	Location	Member	Paint Cond	Substrate	Color	Lead (mg/cm²)	Mode
081	A	Wall	U Ctr		I	Cinder Blk	Gray	-0.1	QM
							Average =	-0.1	
091	A	Window	L Ctr	Sash	I	Metal	Brown	-0.1	QM
092	A	Window	L Ctr	Sash	I	Metal	Brown	0.0	QM
093	A	Window	L Ctr	Sash	I	Metal	Brown	-0.1	QM
							Average =	-0.1	
088	A	Door	L Ctr	U Ctr	I	Metal	Brown	0.7	QM
089	A	Door	L Ctr	U Ctr	I	Metal	Brown	0.1	QM
090	A	Door	L Ctr	U Ctr	I	Metal	Brown	0.0	QM
							Average =	0.3	

Comment: 79-81 is a retaining wall.

Calibration Readings		
001	1.9	QM
002	1.7	QM
003	2.2	QM
094	1.6	QM
095	1.6	QM
096	2.0	QM

---- End of Readings ----

SECTION B

PART II. LEAD-BASED PAINT INSPECTION REPORT

SECTION B

Summary Report

The Summary Report lists only positive (above the HUD action level) or inconclusive results by room number. The report also contains comments regarding the painted surfaces in areas where paint contained lead levels above HUD guidelines.

SUMMARY REPORT OF LEAD PAINT INSPECTION FOR: The United States Postal Service

Inspection Date:	06/04/96	Main VMF
Report Date:	7/1/96	60 West Oliver Street
Abatement Level:	0.7	Baltimore MD 21234
Report No.	06/04/96 14:11	
Total Readings:	96 Actionable: 4	
Job Started:	06/04/96 14:11	
Job Finished:	06/04/96 15:22	

Reading No.	Wall	Structure	Location	Member	Paint Cond	Substrate	Color	Lead (mg/cm²)	Mode
Room 007 Stock Rm									
043	A	Railing	L Lft	Railing	I	Metal	Yellow	-0.2	QM
044	A	Railing	L Lft	Railing	I	Metal	Yellow	1.7	QM
045	A	Railing	L Lft	Railing	I	Metal	Yellow	1.7	QM
							Average =	1.1	
Room 008 Main Garage									
058		Ceiling	L Rgt		I	Metal	Beige	2.5	QM
059		Ceiling	L Rgt		I	Metal	Beige	5.0	QM
060		Ceiling	L Rgt		I	Metal	Beige	3.7	QM
							Average =	3.7	
055	A	Door	L Ctr	U Ctr	I	Metal	Beige	0.0	QM
056	A	Door	L Ctr	U Ctr	I	Metal	Beige	0.0	QM
057	A	Door	L Ctr	U Ctr	I	Metal	Beige	3.0	QM
							Average =	1.0	
Comment: 49-51 is yellow stripping on the concrete floor. 58-60 is I-beams.									
Room 012 Gas Pump									
085		Floor	L Rgt		I	Concrete	Yellow	0.7	QM
086		Floor	L Rgt		I	Concrete	Yellow	3.1	QM
087		Floor	L Rgt		I	Concrete	Yellow	2.3	QM
							Average =	2.0	
Comment: 79-81 is a retaining wall.									

---- End of Readings ----

PART III
FACILITY DRAWINGS

AB	Asbestos Board	EI	Electrical Insulation	PW	Pipe Wrap
AC	Acoustical Insulation	EJ	Expansion Joint	RF	Roofing Felt
AD	Adhesive	EW	Electrical Wire	RO	Asbestos Rope
AP	Asbestos Paper	FD	Fire Doors	RS	Roofing Shingles
AR	Asphalt Roofing Tar	FL	Flashing	SB	Sink Basin
BB	Baseboard	FM	Floor Mastic	SD	Spackle/Drywall
BG	Boiler/Furnace Gasket	FT	Floor Tile	SH	Paper Sheathing
BI	Boiler Insulation	GK	Gasket at Duct Seam	SK	Sink Undercoating
BM	Baseboard Mastic	HL	Hood Liners	SM	Spray-on Material
BR	Breeching Insulation	LC	Lab Counter	ST	Stair Tread
CK	Caulking	LN	Sheet Resilient Flooring	TC	Transite (Ceiling)
CT	Ceiling Tile	MG	Mechanical Gasket	TD	Transite Duct
DA	Duct Adhesive	MJ	Mudded Joints	TK	Tank Insulation
DI	Duct Insulation	PA	Pipe Adhesive	TP	Transite Pipe
DM	Debris Misc	PH	Pipe Hanger	TR	Transite (Walls/Ceiling)
DP	Duct Patching	PI	Pipe Insulation	VJ	Vibrations Joints
DS	Debris Surf	PI	Pipe Insulation (Riser)	WI	Wall Insulation
DT	Debris TSI	PL	Plaster Material	WT	Wall Tile
DW	Drywall	PT	Textured Paint		

CODE LEGEND

NAC NO ACCESS ABOVE CEILING	LAC LIMITED ACCESS ABOVE CEILING	NA NO ACCESS TO THIS SPACE
LCA LIMITED ACCESS BENEATH CARPET	LA LIMITED ACCESS TO THIS SPACE	

SYMBOL LEGEND

✖B/# SAMPLE SITE (+ or - indicates laboratory results)	RADON SAMPLE LOCATION (R-#)	✖Pb/# LEAD IN PAINT SAMPLE
0124 SPACE NUMBER	INDICATES SPACE WITH ASBESTOS-CONTAINING MATERIALS PRESENT ★	

NOTES

VICINITY MAP

LEGEND

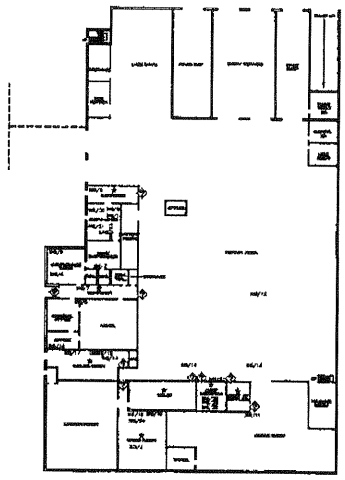

FLOOR PLAN

ASBESTOS SURVEY
MAIN VEHICLE MAINT. FAC.
FLOOR PLAN

UNITED STATES POSTAL SERVICE
BALTIMORE, MARYLAND

Apex

EA-1

NOTES

VICINITY MAP

LEGEND

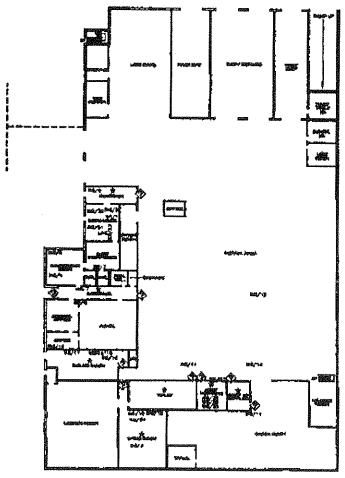

FLOOR PLAN

UNITED STATES POSTAL SERVICE
BALTIMORE, MARYLAND

Apex

EA-1

NOTES

VICINITY MAP

LEGEND

ROOF OUTLINE

UNITED STATES POSTAL SERVICE

BALTIMORE, MARYLAND

Apex

EA-2

NOTES

VICINITY MAP

LEGEND

ROOF OUTLINE

UNITED STATES POSTAL SERVICE

BALTIMORE, MARYLAND

Apex

EA-2