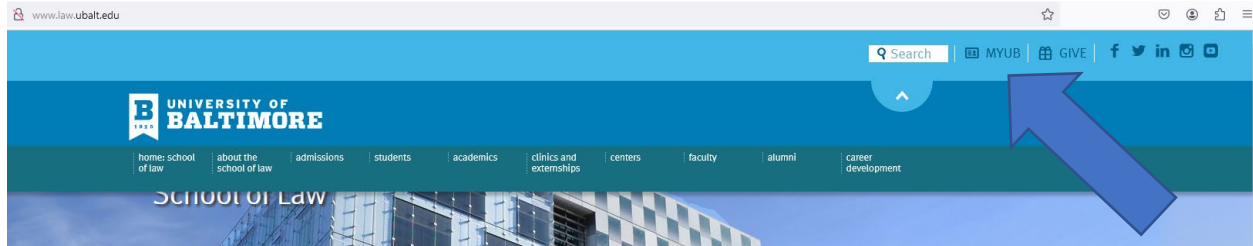


Accessing In-Person Exam Schedule*

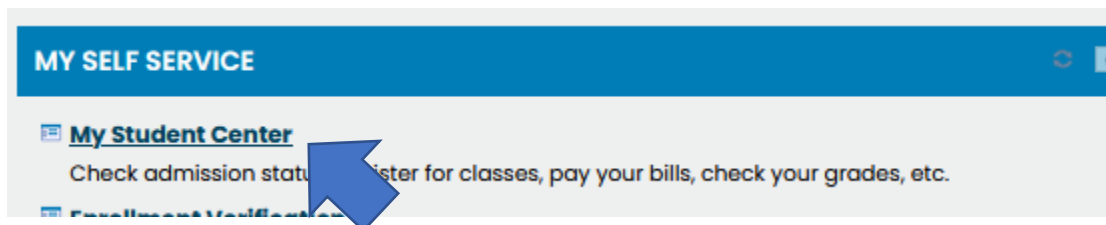
*Exam date/time is the date/time the class is taking the exam.

*This schedule does not include any rescheduled or take home exams.

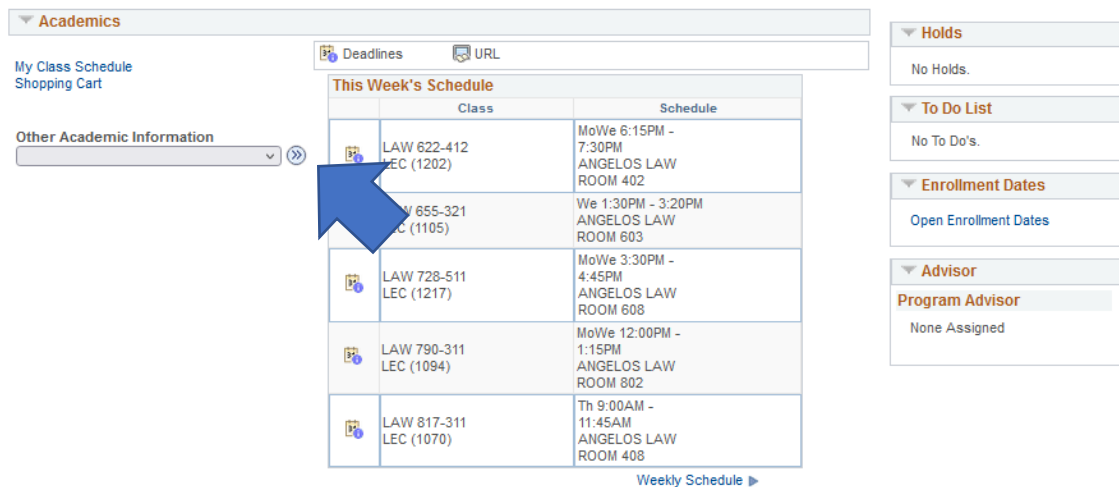
1. Go to law.ubalt.edu.
2. Click on “MY UB” at the top right.



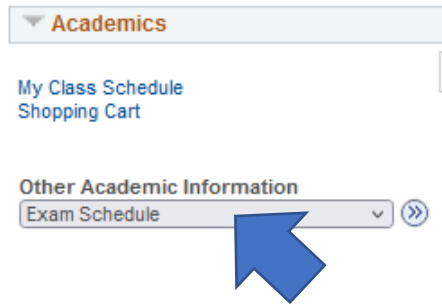
3. Sign in. Click on “My Student Center” under MY SELF SERVICE.



4. Under Academics, click on drop down menu under “other Academic Information.”



5. Select "Exam Schedule" from drop down menu.



The screenshot shows a web interface with a top navigation bar. On the left, there is a dropdown menu labeled 'Academics' with a downward arrow. Below it, there are links for 'My Class Schedule' and 'Shopping Cart'. To the right, there is a section titled 'Other Academic Information'. Below this title is a dropdown menu currently showing 'Exam Schedule' with a downward arrow. A blue arrow points to this dropdown menu. To the right of the dropdown is a double-right arrow icon.

6. See Exam Schedule your class for an In-Person Exam.

NOTE: The exam schedule does not list any reschedule exams or take home exams.

You are to arrive 20 minutes early to any In-Person Exam.

Rooms will be posted to the Semester Information page.

Select Display Option ☒ List View ☐ Weekly Calendar View

Spring 2024 | University of Baltimore

| Class | Description | Exam Type | Exam Date | Schedule | Room |
|-----------------------|----------------------------------------------|-----------|------------|--------------------|------|
| LAW 790-311 (1094) | ESSENTIAL SKILLS FOR THE BAR (Lecture) | Final | 05/06/2024 | 1:00PM - 4:00PM | TBA |
| LAW 655-321 (1105) | CONSTITUTIONA L LAW II (Lecture) | Final | 05/08/2024 | 1:00PM - 4:00PM | TBA |

≡

Please contact [Exam Administration](#) with any questions.

Thank you.

Exam Administration