

END OF SEMESTER REPORT

FALL 2021



Fall 2021 was a unique semester, as the Career and Internship Center continued to innovate and adapt to engage with students virtually due to the ongoing pandemic. Items reported in this End of Semester Report include activity surrounding: Career Coaching, Technology and Social Media, Employer Relations, and Programming.

KEY
 CAS = College of Arts & Sciences
 CPA = College of Public Affairs
 MSB = Merrick School of Business

CAREER COACHING

390 Total Coaching Requests

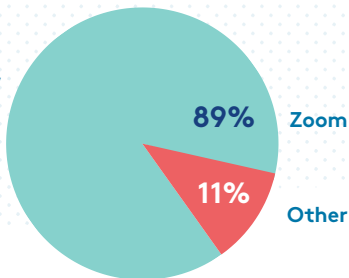


BY COLLEGE
 30% CAS
 29% CPA
 41% MSB

TOP COACHING TOPICS

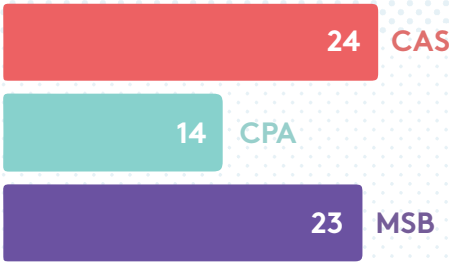


COACHING MODALITY

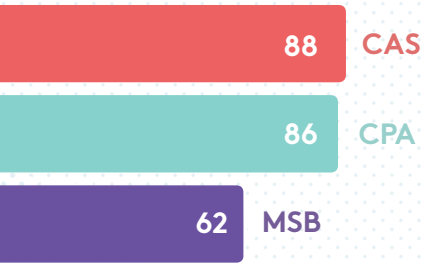


85 Gallup Dependable Strengths Assessments Utilized

61 Internship Coaching Sessions



236 Students Engaged via 27 Classroom Presentations

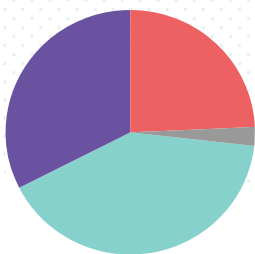


CAREER RESOURCES



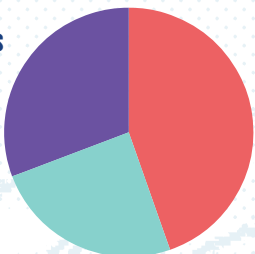
290 New Student Accounts

ACCOUNTS BY COLLEGE
 24% CAS
 2% LAW
 41% CPA
 33% MSB



123 Resume Tool Uses

RESUME REVIEWS BY COLLEGE
 45% CAS
 24% CPA
 31% MSB



PROGRAMMING + CURRICULUM

NATIONAL SOCIETY OF LEADERSHIP AND SUCCESS



234 New Memberships **908** Active Memberships

CURRICULUM INTEGRATION



21 Total Sections Engaged

SPECIAL EVENTS
 Federal Employment Workshops
 Grad Assistant Meet & Confer
 Majors Info Fair

SOCIAL MEDIA

2054 Total Followers



EMPLOYER RELATIONS

7207 Employer UBWorks Accounts
10821 Recruiter UBWorks Accounts
424 New Accounts Created
7626 Job Postings

TOP RECRUITERS ON CAMPUS



● Full-Time Positions
 ● Part-Time Positions
 ● Internships

5 JLD Worksite Placements

ENGAGEMENT TIERS
 High **3**
 Average **2**
 Low **1**
 CIC moved forward with implementing a tiered categorization to tracking employer engagement.