

**A PILOT PROJECT**

**Market-responsive Education & Employment Training System  
(MEETS)**

Sponsored by:

The Office of Policy Development and Research  
Employment and Training Administration  
U.S. Department of Labor

COTR:

Jonathan Simonetta  
[Simonetta.Jonathan@dol.gov](mailto:Simonetta.Jonathan@dol.gov)  
202/693-3911

Managed by:

The Jacob France Institute  
University of Baltimore

Contacts:

David W. Stevens, Institute Executive Director  
[dstevens@ubalt.edu](mailto:dstevens@ubalt.edu)  
410/837-4729

and

Jeff Gabriel, MEETS Project Manager  
[jgabriel@ubalt.edu](mailto:jgabriel@ubalt.edu)  
410/837-5276

Prepared for presentation January 28, 2005 at the Annual Local Employment Dynamics Workshop convened by the Census Bureau LEHD Program in Washington, D.C. Also see: David W. Stevens, *Meeting the Needs of the Casual User*, presented at the same workshop January 27, 2005. Both presentations, and another to be presented by Jeff Gabriel January 29, 2005 at the Annual Workforce Development Institute convened by the American Association of Community Colleges in Phoenix, AZ are available at [www.ubalt.edu/jfi/meets](http://www.ubalt.edu/jfi/meets).

## OVERVIEW

The pilot phase of the MEETS initiative began in 2004, with five state labor market information partners and ten local workforce area partners in California, Colorado, Florida, Illinois and Maryland. Together, the MEETS partners are designing and testing new local labor market information products.

The new MEETS products use the Quarterly Workforce Indicator (QWI) series obtained from the Census Bureau Local Employment Dynamics (LED) program. The MEETS team tests the new local labor market information products, makes needed refinements and prepares templates of proven value for use by others.

The MEETS initiative receives funds from the Office of Policy Development and Research in the Employment and Training Administration of the U.S. Department of Labor. MEETS is one of a growing number of targeted customer assistance initiatives that use the LED QWI updates. In the MEETS case, local workforce boards, their affiliate members and state labor market information units are partners in the mediation process.

The mix of MEETS partnerships, formal and informal, in ten local areas is a laboratory opportunity to observe and document whether and how different working relationships succeed in delivering new information to interested customers. One example of a MEETS test-phase product follows. The Baltimore County Office of Employment and Training, and the Office of Labor Market Analysis and Information, Division of Workforce Development, Maryland Department of Labor, Licensing and Regulation, have been partners in the development of this product.<sup>1</sup>

---

<sup>1</sup> Tomorrow, at the annual American Association of Community Colleges Workforce Development Institute in Phoenix AZ, MEETS project manager Jeff Gabriel will be joined in a panel presentation of this preliminary MEETS product by a staff member from the Baltimore County Office of Employment and Training and a staff person from the Community College of Baltimore County.

# **NORTH AMERICAN INDUSTRY CLASSIFICATION SYSTEM**

**Sector 62:Healthcare and Social Assistance**

**Subsectors:621 Ambulatory Healthcare Services**

**622 Hospitals**

**623 Nursing and Residential Care Facilities**

**624 Social Assistance**

**Industry Groups: (Healthcare only here)**

---

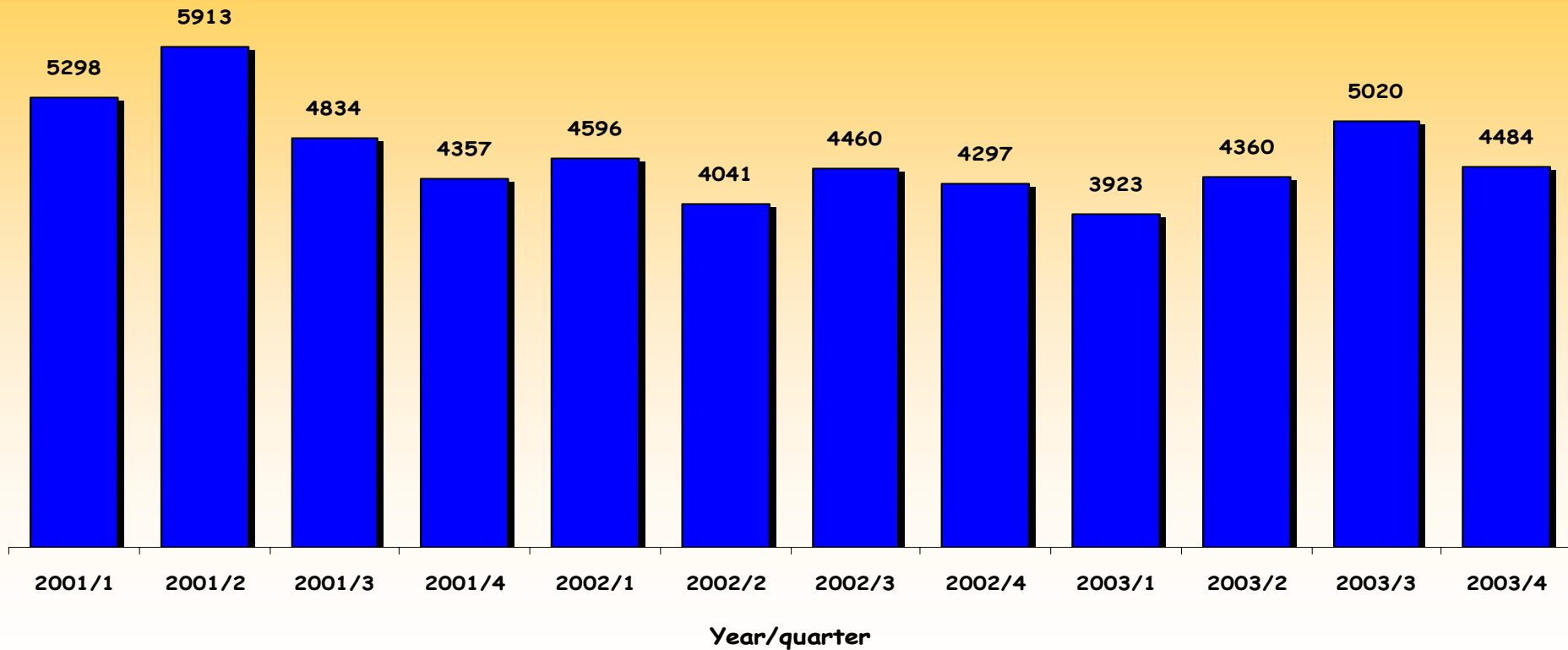
<b>6211</b>	<b>Offices of Physicians</b>
<b>6212</b>	<b>Offices of Dentists</b>
<b>6213</b>	<b>Offices of Other Health Practitioners</b>
<b>6214</b>	<b>Outpatient Care Centers</b>
<b>6215</b>	<b>Medical and Diagnostic Laboratories</b>
<b>6216</b>	<b>Home Healthcare Services</b>
<b>6219</b>	<b>Other Ambulatory Healthcare Services</b>
<b>6221</b>	<b>General Medical and Surgical Hospitals</b>
<b>6222</b>	<b>Psychiatric and Substance Abuse Hospitals</b>
<b>6223</b>	<b>Other Hospitals</b>
<b>6231</b>	<b>Nursing Care Facilities</b>
<b>6232</b>	<b>Residential Mental Health Facilities</b>
<b>6233</b>	<b>Community Care Facilities for the Elderly</b>
<b>6239</b>	<b>Other Residential Care Facility</b>

**Gross Job Gain & Gross Job Loss in Healthcare-  
(NAICS Subsectors 621,622 and 623)  
Baltimore County, MD**



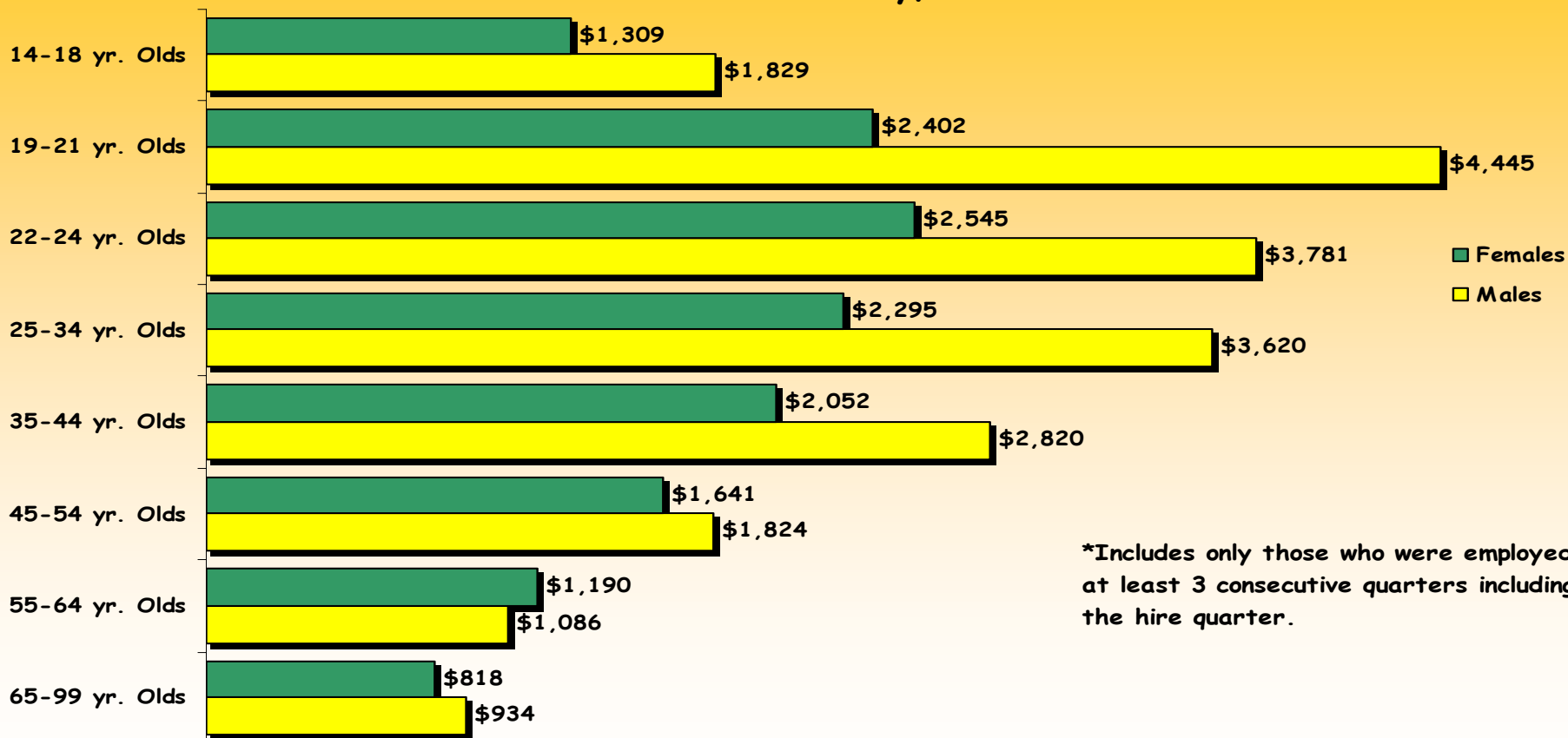
Source: Census Bureau LEHD Program with State and Local authorization to release

**New Hires in Healthcare -  
(NAICS Subsectors 621,622 and 623)  
Baltimore County, MD**



Source: Census Bureau LEHD Program with state and Local authorization to release

## New Hire Earnings\* in Healthcare by Age & Gender- (NAICS Subsectors 621,622 and 623) Baltimore County, MD



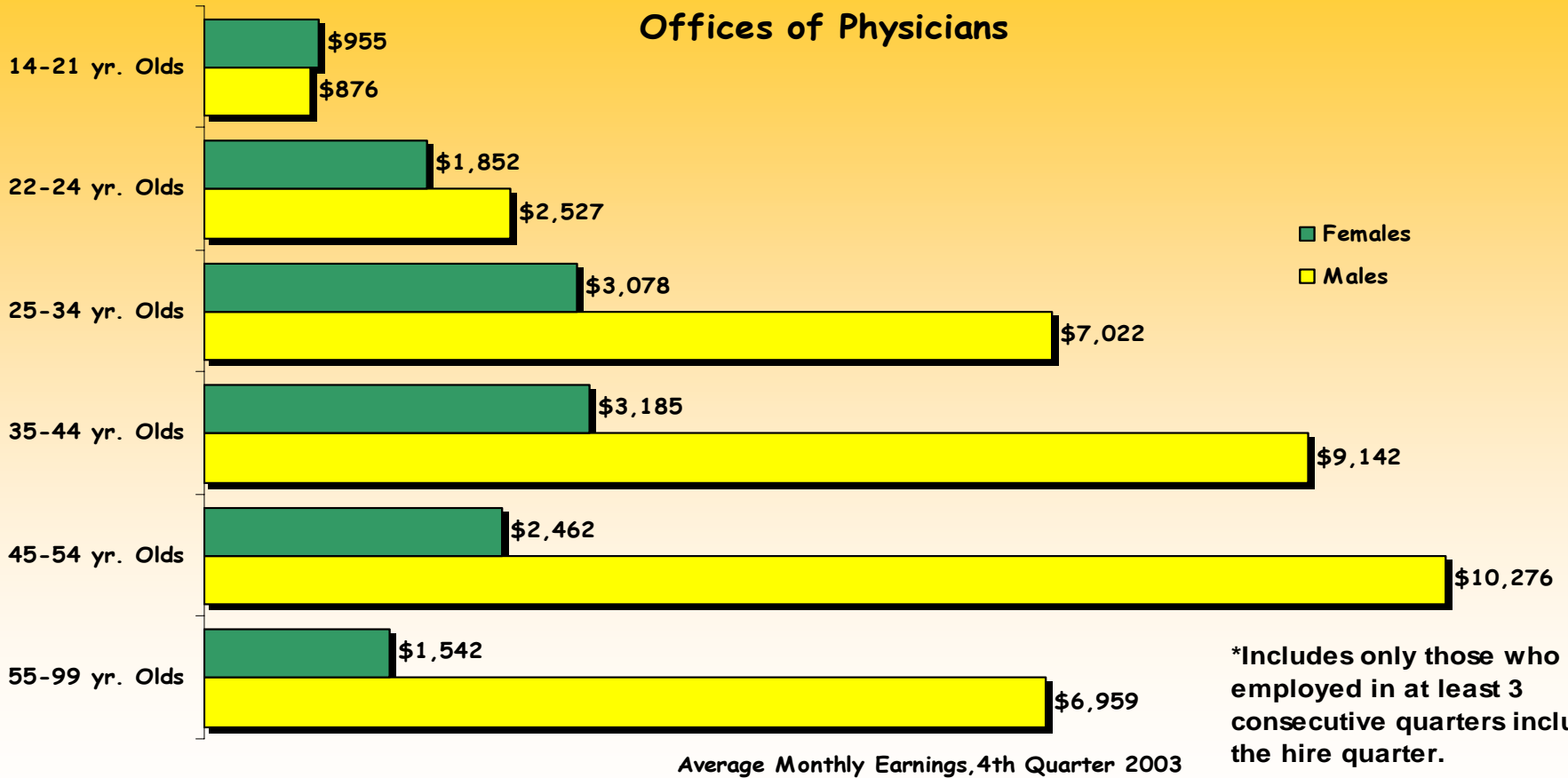
\*Includes only those who were employed in at least 3 consecutive quarters including the hire quarter.

Average Monthly Earnings, 4th quarter 2003

Source: Census Bureau LEHD Program with State and Local authorization to release January 2005

## New Hire Earnings\* in Healthcare by Age & Gender- (NAICS Industry Groups 6215)

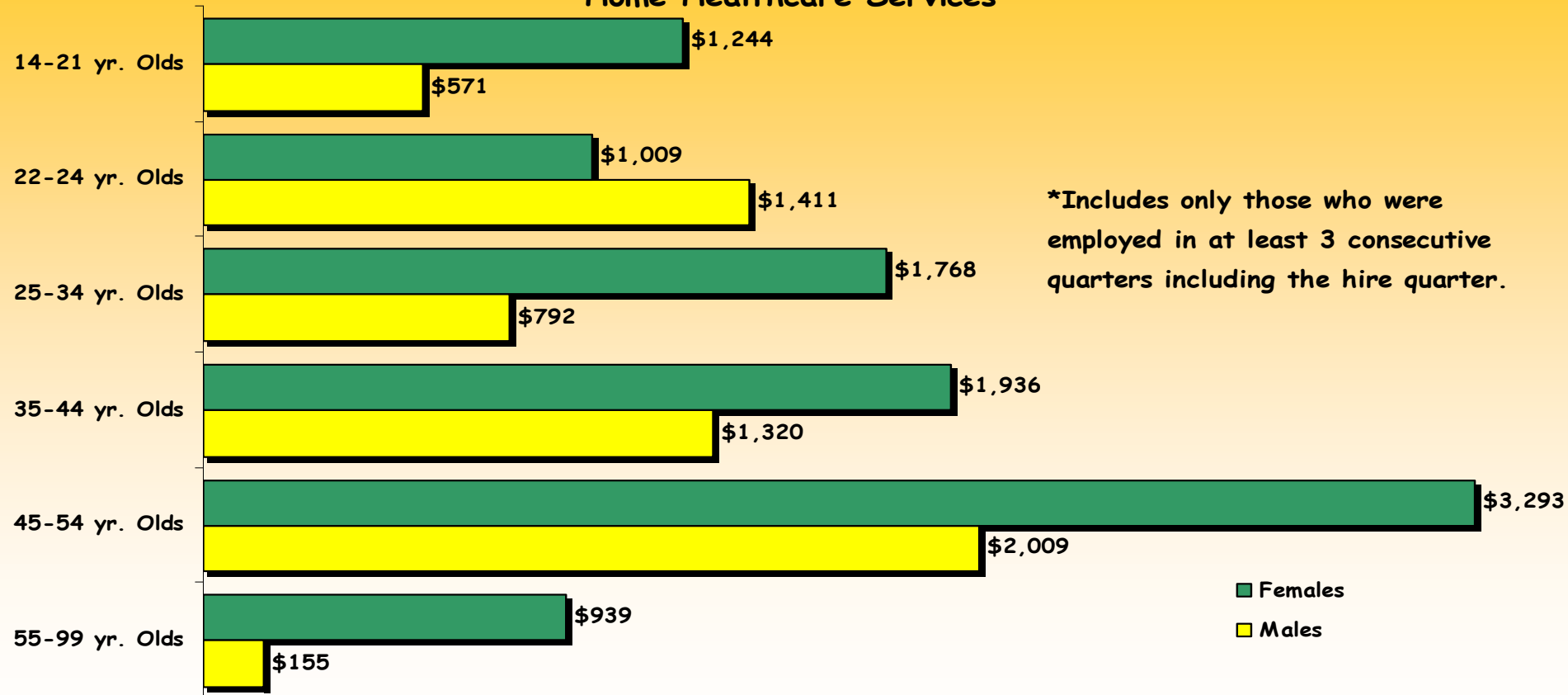
### Offices of Physicians



Source: Census Bureau LEHD Program with State and Local authorization to release

## New Hire Earnings\* in Healthcare by Age & Gender- (NAICS Industry Group 6216)

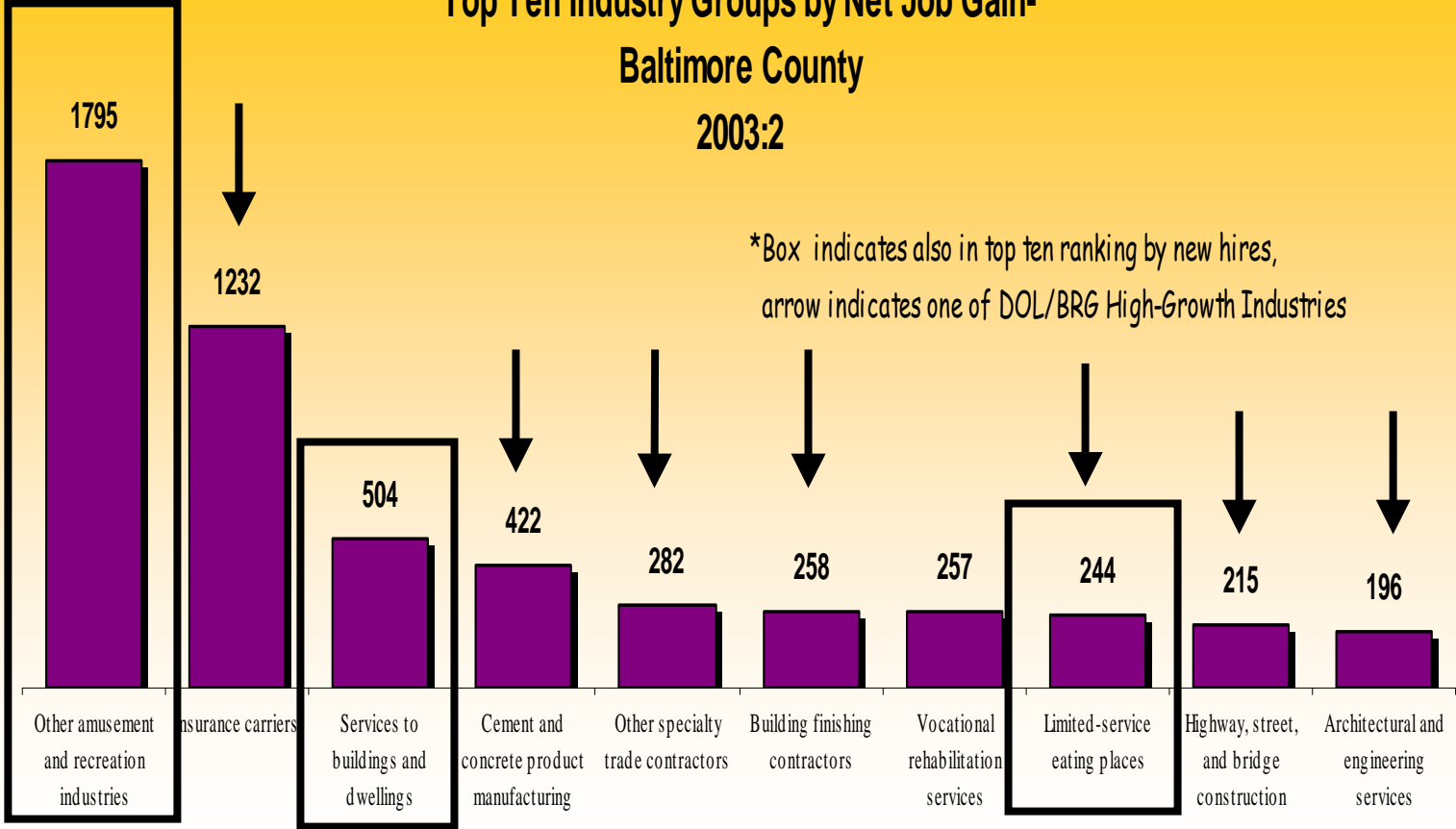
### Home Healthcare Services



Average Monthly Earnings, 4th Quarter 2003

Source: Census Bureau LEHD Program with state and Local authorization to release January 2005

## Top Ten Industry Groups by Net Job Gain- Baltimore County 2003:2



Census Bureau LEHD Program with State and Local Authorization to release January 2005

<b>New Hires</b>	<b>1697</b>	<b>245</b>	<b>1342</b>	<b>85</b>	<b>384</b>	<b>473</b>	<b>84</b>	<b>3173</b>	<b>154</b>	<b>373</b>
------------------	-------------	------------	-------------	-----------	------------	------------	-----------	-------------	------------	------------